

Economic and Workforce Profile

BRAZORIA COUNTY

Photo Credit: Ken Lund from Reno, Nevada, USA

352,200

POPULATION

\$69,700

MEDIAN HOUSEHOLD INCOME



WORKFORCE CHARACTERISTICS

- 2% annual job growth through 2026
- Over 22,000 new jobs are projected to be created over the next 10 years
- 3,100 estimated jobs each year due to retirements and turnover
- Registered nurses, office clerks, customer service reps, personal care aides, and postsecondary teachers are the largest share of residents leaving the area for work



RETIREMENT TRENDS

INDUSTRY

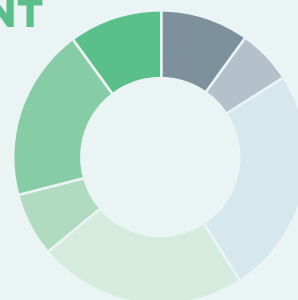
AGE 55+ (% OF TOTAL INDUSTRY)

INDUSTRY	AGE 55+ (% OF TOTAL INDUSTRY)
All Industries	21%
Colleges, Universities, and Professional Schools	28%
Petrochemical Manufacturing	25%
Home Health Care Services	25%
Elementary and Secondary Schools	24%
State Government, Excluding Education and Hospitals	24%



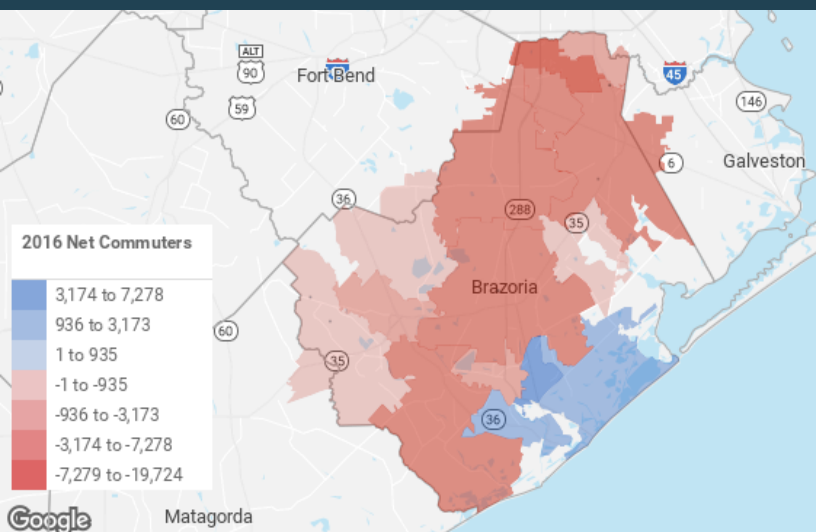
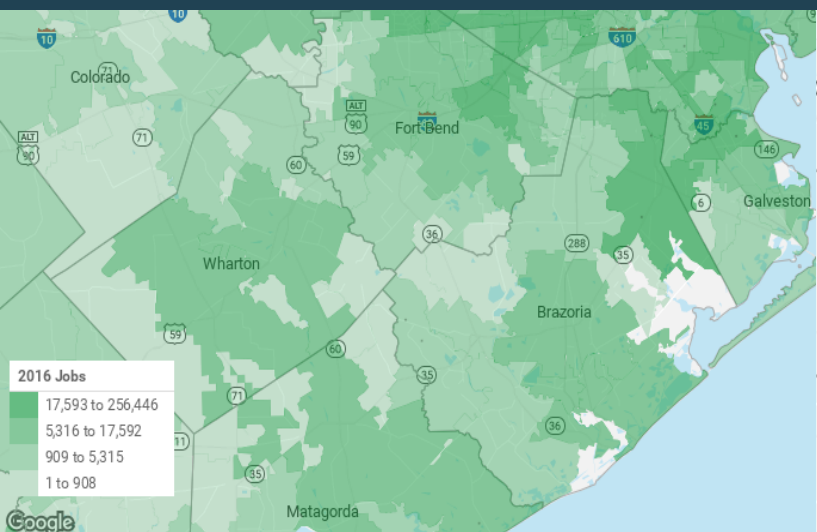
EDUCATIONAL ATTAINMENT

- Less than 9th Grade
- 9th Grade to 12th Grade
- High School Diploma
- Some College
- Associate's Degree
- Bachelor's Degree
- Graduate Degree and Higher





JOBS AND AVAILABLE WORKFORCE



MEDIAN WAGE

\$30.24

BRAZORIA COUNTY

\$29.81

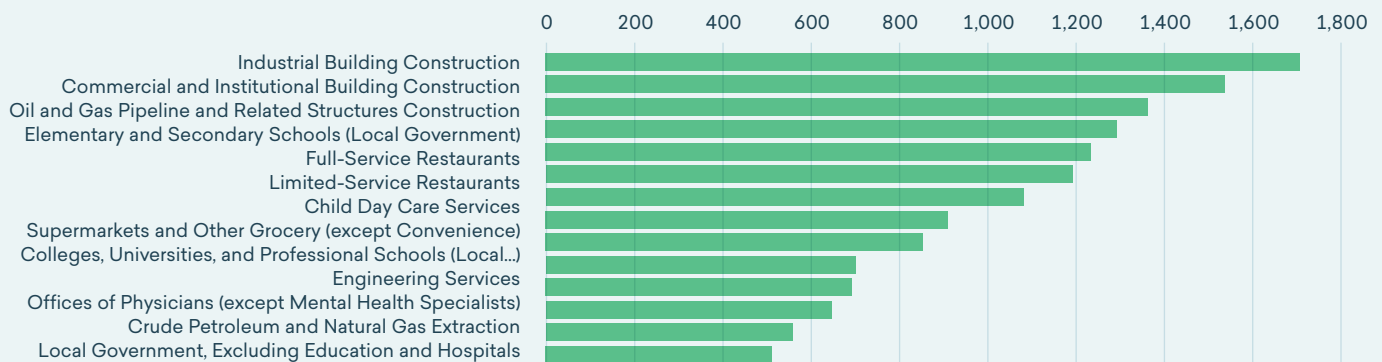
TEXAS

\$29.95

U.S.



INDUSTRIES IN-DEMAND



HOT JOBS

● Change (2016–2026)

● Annual Openings

